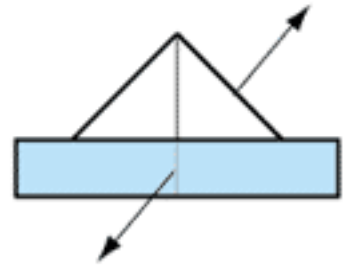
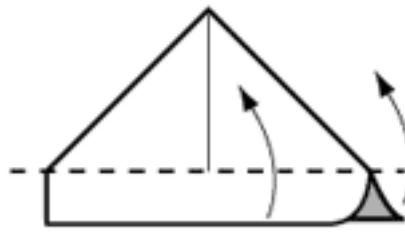
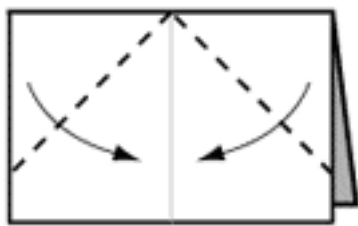


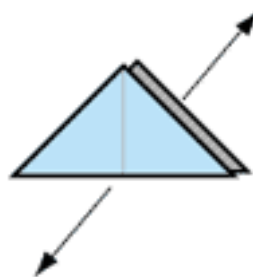
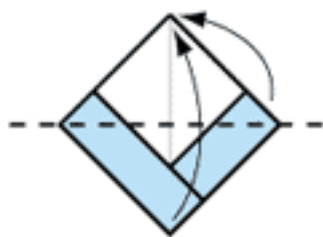
1. Start with a rectangular piece of paper, coloured side up. Fold in half downwards.
up. Fold in half, then open.



3. Bring corners in to centre line.

4. Fold uppermost layer upwards & do the same to the back. Crease well.

5. Pull the sides out and flatten.



6. Fold front layer up to top, & do the same to the back.

7. Pull the sides outwards and flatten.

8. Gently pull the top parts of the model outwards, making a boat shape.



9. Flatten well to crease all folds. Then open out slightly, forming a boat shape.
Finished Boat.