



St Mary's Catholic Primary school remote learning planner Class 3

Week beginning 1st February 2021 if you have any queries regarding your child's learning please email your child's teacher taylor@lea-st-marys.lancs.sch.uk

Hi everyone,

I hope you are all keeping well, please watch my clip to accompany this work. In it I will go through the activities detailed below. Once again, all I am asking is that you try your best to complete as much of this as you can. Once you have, try and send me some work each day. We are going to continue our English work on 'The Borrowers' and in maths we are starting new learning on fractions! Do not worry about the fractions work, I love fractions! Just listen carefully to the lessons and draw pictures/jottings if you need to.

In afternoon subjects we are going to be learning RE, Geography, Science and PE. Have a look at the science as I have planned for you to complete an experiment!



Mrs Brogden explained in her clip that this is Children's Mental Health week and that the theme is "Dress to Express!" Therefore, I have set a daily wellbeing activity like last week and we still have our Wellbeing Wednesdays. On Friday, I hope you dress to express what you love doing by showing off your creative side. Why not wear your

favourite sports kit, dance outfit, diving gear or a mixture of all!

I cannot wait to see all your amazing work, make sure you keep in touch my email is taylor@lea-st-marys.lancs.sch.uk

Stay safe

Mr Taylor

**For e-safety advice please visit this page on our school website-[Home Learning Links](#)
– [St Mary's Catholic Primary School \(lea-st-marys.lancs.sch.uk\)](http://St Mary's Catholic Primary School (lea-st-marys.lancs.sch.uk))**

Words with a /k/
sound spelt with
'ch'

Year 3 spellings

K sound spelt ch

scheme

chorus

echo

character

ache

chaos

stomach

chemistry

orchestra

technology

Words with the /s/
sound spelt with
'sc'

Year 4 spellings

The s sound spelt sc

science

crescent

discipline

fascinate

scent

scissors

ascent

descent

scientist

scenery

The following order of work is a suggestion, just try your best to complete as many as you can. If you do not manage to do all of this work today, please don't worry! Send your brilliant work to taylor@lea-st-marys.lancs.sch.uk

Monday 1st February	
Reading (30 minutes)	
If you don't have books at home to read, go onto Oxford Owl and read a book off the site. Remember Username- smlt3 Password MrTaylor. After this go onto our class page and complete the reading comprehension for Monday. Class 3 – St Mary's Catholic Primary School (lea-st-marys.lancs.sch.uk)	
English (60 Minutes)	
We are going to continue our unit of work on 'The Borrowers' in this lesson we are going to learn about key vocabulary that can be used to describe a setting. <u>LO- I can analyse a setting description.</u> To analyse and interpret a setting description from an extract (thenational.academy)	
Break. Make sure that you have a break in between working!	
Maths (60 Minutes)	
This week for your mental oral starter, I want you to go to the Daily ten website. Daily 10 - Mental Maths Challenge - Topmarks <div data-bbox="213 1258 347 1393" data-label="Image"> </div> <p>Scan this on mobiles and tablets to quickly open this web page.</p> <p>I want you to start this week by practising rounding, choose level 3 or 4 and practise the rounding games to the nearest 10.</p> <p>Year 3- We are going to work on fractions this week, in this first lesson we will learn about parts and wholes.</p> <p><u>Lo- I can describe the part/ whole relationship.</u></p> <p>To describe the part whole relationship (thenational.academy)</p> <p>Year 4- In todays lesson I want to see what you remember of previous learning on fractions.</p> <p><u>LO- I can recognise fractions of different representations.</u></p> <p>Recognising fractions as different representations (thenational.academy)</p>	
Break/ Dinner. Make sure that you have a break in between working!	
Spelling (30 minutes)	

Say, cover, write, check. For all the words on our list. Do not rush them and do not forget your handwriting. Try to be an EAT learner by thinking which ones you are finding trickier. Concentrate more upon those words.

RE- (60 minutes) (If you want to choose another topic lesson to complete today that is fine, look at the other green topic lessons for the week!)

LO- I know how we can live our lives like Jesus taught us.

Sadly, at the moment, many churches are closed so we cannot attend Mass. But this does not stop us doing good and living our lives like Jesus taught us. We know that Jesus wants us to help each other, especially in challenging times. Look at the pictures below, how have these people set an example in lockdown.



From Top left
clockwise-

Marcus Rashford

Sir Captain Tom
Moore

All who work in
the NHS.

Delivery Drivers
and other key
workers

How can we help our neighbours in these different times Try and complete one of the following-

Hot- Write a list of ways that we can help others in lockdown, have a chat with an adult and choose some to complete this week.

Hotter- Explain how the people above have lived their lives like Jesus taught us. How can we follow their example? Make a list of ways you could help others in lockdown.


Hottest- Explain how all the people above have helped others. Can you think of someone else who has helped and explain how? Write a prayer thanking God for all who have helped during lockdown. Then answer the following question- How can I follow their example?

Daily Wellbeing- (15 minutes)

Let's give some compliments, complementing someone is to say something kind about them. Think who is in your house and pay everyone a compliment.

taylor@lea-st-marys.lancs.sch.uk

The following order of work is a suggestion, just try your best to complete as many as you can. If you do not manage to do all of this work today, please don't worry! Send your brilliant work to taylor@lea-st-marys.lancs.sch.uk

Tuesday 2nd February	
Reading (30 minutes)	
If you don't have books at home to read, go onto Oxford Owl and read a book off the site. Remember Username- smlt3 Password MrTaylor. After this go onto our class page and complete the reading comprehension for Tuesday. Class 3 – St Mary's Catholic Primary School (lea-st-marys.lancs.sch.uk)	
English (60 minutes)	
In todays lesson we will practise and apply our knowledge of the suffixes ary/ery <u>Lo- I can practise and apply suffixes ary and ery.</u> To practise and apply knowledge of suffixes -ary/-ery (thenational.academy)	
Break. Make sure that you have a break in between working!	
Maths (60 minutes)	
This week for your mental oral starter, I want you to go to the Daily ten website. Daily 10 - Mental Maths Challenge - Topmarks	
<div>  <p>Scan this on mobiles and tablets to quickly open this web page.</p> <p>I want you to start this week by practising rounding, choose level 3 or 4 and practise the rounding games</p> </div> <p>Year 3- We are going to continue our learning about fractions. We are going to learn about equal and unequal parts. It would help for this lesson if you had some manipulatives (Counters, marbles, lego bricks) but it is ok if you don't.</p> <p><u>LO- I can recognise equal and unequal parts.</u></p> <p>To recognise parts that are equal and parts that are unequal (thenational.academy)</p> <p>Year 4- In todays lesson we are going to recognise fractions of quantities.</p> <p><u>LO-I can calculate fractions of quantities.</u></p> <p>Calculating unit fractions of quantities (thenational.academy)</p>	
Break/Dinner. Make sure that you have a break in between working!	
Spelling (30 minutes)	

Make a glossary of the words. It is important that you know exactly what the words mean so that you can use them in your writing. Use this website [Thesaurus and Word Tools | WordHippo](#) select -meaning of- from the drop-down menu and create a glossary for each of your words.

Geography- (60 minutes) (If you want to choose another topic lesson to complete today that is fine, look at the other green topic lessons for the week!)

Lo- I can identify the effects of deforestation.

Sadly, many of the world's rainforests are being cut down. Watch this short animation-

[Deforestation Animation - YouTube](#)

How do you feel after watching this? Why is deforestation bad?

To find out more about deforestation watch this clip on the Chester Zoo website-

[What is deforestation? - Schools \(chesterzoo.org\)](#)

If we cut down all the rainforests what will happen? Complete the following work-

Hot- Split a piece of paper into two sections. Label them **Before** and **After**. In the Before section draw a thriving tropical rainforest with animals and plants. In the after picture draw a destroyed rainforest because of deforestation. Then write the following sentence- **We should not destroy the rainforest because...** Write me 4 reasons.

Hotter- Read the information on this website- [What Is Deforestation For Kids: Information And Facts \(activewild.com\)](#) As you are reading think about the reasons for and against deforestation. Write 4 reasons for and 4 reasons against before drawing the pictures as described in the **Hot** activity.

Hottest- Read the information on the website [What Is Deforestation For Kids: Information And Facts \(activewild.com\)](#) Decide if you are for or against deforestation. Write a speech persuading others to your point of view. Try and use some of my openers in the box-----

Hello, I am speaking to you today to persuade you...

Surely you see that...

I strongly feel that...

The many reasons I think this include...


As well as this...

Finally, I'm sure that you agree that...

Daily Wellbeing- (15 minutes)

Make a gift to give to someone as a thank you! What could you make/draw that they would love to receive? Remember to email me some of your work from today! taylor@lea-st-marys.lancs.sch.uk

The following order of work is a suggestion, just try your best to complete as many as you can. If you do not manage to do all of this work today, please don't worry! Send your brilliant work to taylor@lea-st-marys.lancs.sch.uk

Wednesday 3rd February	
Reading (30 minutes)	
If you don't have books at home to read, go onto Oxford Owl and read a book off the site. Remember Username- smlt3 Password MrTaylor. After this go onto our class page and complete the reading comprehension for Wednesday. Class 3 – St Mary's Catholic Primary School (lea-st-marys.lancs.sch.uk)	
English (60 minutes)	
We are now at the planning and writing stage of our lessons! Today we are going to plan our own opening science for an episode of 'The Borrowers.' Try and remember what exciting vocabulary you have previously learnt to get into today's plan. <u>LO- I can plan an opening.</u> To plan the opening (thenational.academy)	
Break. Make sure that you have a break in between working!	
Maths (60 minutes)	
This week for your mental oral starter, I want you to go to the Daily ten website. Daily 10 - Mental Maths Challenge - Topmarks <div data-bbox="212 1301 347 1435">  </div> <p>Scan this on mobiles and tablets to quickly open this web page.</p> <p>Today I want you to practise the partitioning games, choose either level 3 or 4 and then make the numbers by completing the given addition calculations.</p> <p>Year 3- Today we are going to learn how to write and identify unit fractions. We have previously learnt about them including the terms numerator and denominator.</p> <p><u>LO- I can recognise, identify and describe unit fractions.</u></p> <p>To recognise, identify and describe unit fractions (thenational.academy)</p> <p>Year 4- Today we will work on recognising equivalent fractions.</p> <p><u>LO- I can recognise equivalent fractions.</u></p> <p>Recognising equivalent fractions (thenational.academy)</p>	
Break/Dinner. Make sure that you have a break in between working!	

Spelling (30 minutes)

Sentence work. Use your spellings and put them in a sentence. Do you remember how in English lessons we started by reading aloud our sentences? I want you to do this before you write your sentences down. This is to stop us forgetting any non-negotiables like full stops and capital letters. Can any year 4s write a sentence with fronted adverbials for when? (For example- When writing an information text, you must use subheadings.)

Well- being Wednesdays (The following activities should be screen free)


Choose from one of the following, I have added more ideas from last week-

- 1- Go on a rainbow walk, as you are walking can you spot something for all the colours of the rainbow?



- 2- Make something, it could be some biscuits or cakes (With an adult to help) or something crafty with paper and colours. Get creative and make something amazing!
- 3- Plan your outfit for Friday, how are you going to express yourself as part of children's mental health week?
- 4- Complete 4 random acts of kindness. You must not be caught in completing your kind acts! What could you do for others? (E.g., Tidy your bedroom, set the table, help your younger siblings...) If anyone asks it wasn't you!!!!
- 5- Put on a show for your family, what talents could you show off?
- 6- Write an email to a friend on 2email on purple mash. [2Email \(purplemash.com\)](https://2email.purplemash.com) (Remember this is a child friendly email where you can only email each other, and I have to approve every email sent.)

The following order of work is a suggestion, just try your best to complete as many as you can. If you do not manage to do all of this work today, please don't worry! Send your brilliant work to taylor@lea-st-marys.lancs.sch.uk

Thursday 4 th February	
Reading (30 minutes)	
If you don't have books at home to read, go onto Oxford Owl and read a book off the site. Remember Username- smlt3 Password MrTaylor. After this go onto our class page and complete the reading comprehension for Thursday. Class 3 – St Mary's Catholic Primary School (lea-st-marys.lancs.sch.uk)	
English (60 minutes)	
Using our plan from the previous lesson we are now going to write our own story opening. LO- I can write an opening. To write the opening (thenational.academy)	
Break. Make sure that you have a break in between working!	
Maths (60 minutes)	
<p>This week for your mental oral starter, I want you to go to the Daily ten website. Daily 10 - Mental Maths Challenge - Topmarks</p> <div>  <p>Scan this on mobiles and tablets to quickly open this web page.</p> </div> <p>Today I want you to practise the partitioning games, choose either level 3 or 4 and then make the numbers by completing the given addition calculations.</p> <p>Year 3- Today we are going to use pictures to help us find unit fractions of numbers. LO- I can find unit fractions of a given quantity. To find unit fractions of a given quantity (thenational.academy)</p> <p>Year 4- Today we are building upon our previous learning on equivalent fractions. LO- I can recognise equivalent fractions. Recognising equivalent fractions (2) (thenational.academy)</p>	
Break/Dinner. Make sure that you have a break in between working!	
Spelling (30 minutes)	

Spiral words. Have fun, use lots of colours and write your spelling words in spirals. Can you create an abstract picture using spelling word Spirals?

Science- (60 minutes) (If you want to choose another topic lesson to complete today that is fine, look at the other green topic lessons for the week!)

We are going to complete an experiment this week, if you are unable to because you do not have all the equipment (listed below) complete this work instead.

LO- I can create a detailed human body diagram

Use one of the following websites- (The digestive system) [How Does the Digestive System Work for Kids |](#) (The circulatory system) [DK Find Out Heart Facts For Kids |](#) [Blood Facts For Kids |](#) [DK Find Out](#)

Create a detailed diagram, the larger the better, with labels to explain.

Alternatively complete the following experiment-

LO- I can set up an enquiry to investigate tooth decay.



You will need- Some cola, water, 3 glasses, 3 eggs, toothpaste.

In this experiment we are going to investigate the effect fizzy drinks can have on tooth decay and how we can best protect our teeth. The eggs are going to represent our teeth and be kept in different liquids for 48 hours. First you need to set your experiment up-

- In glass 1 fill it with water then place one egg in the glass so that it is submerged.
- In glass 2 fill the glass with cola then place one egg in the glass so that it is submerged.
- In glass 3 first cover your egg in toothpaste (try and give it a good covering) then place your toothpaste egg in a glass of cola just like glass 2.

Leave your experiment and complete the following-


- 1- Draw a diagram of your experiment with labels. Underneath write a method of what you have just done (EG First I had to get 3 glasses, 3 eggs, some cola and toothpaste. Next....)
- 2- Make predictions for how you think each egg will look after 48 hours. What will have happened to the shell? What colour might it be?

After 48 hours, have a look at your eggs and record your results by answering these questions-

- 1- What do the three eggs look like and why? Compare eggs 2 and 3 to the control egg that was kept in water.
- 2- What do you think had happened to the eggs?

3- What does your experiment teach us about how we can protect our teeth?	
<u>Daily Wellbeing- (15 minutes)</u>	
Write down three things that you are proud of so far this week. What work or achievement do you think you excelled at?. Choose some work from above that you have done today and send it to me. I love receiving your work! taylor@lea-st-marys.lancs.sch.uk	

The following order of work is a suggestion, just try your best to complete as many as you can. If you do not manage to do all of this work today, please don't worry! Send your brilliant work to taylor@lea-st-marys.lancs.sch.uk

Friday 5th February	
Remember to dress to express yourself today as part of Children's mental health week.	
Reading (30 minutes)	
<p>If you don't have books at home to read, go onto Oxford Owl and read a book off the site. Remember Username- smlt3 Password MrTaylor. After this go onto our class page and complete the book review activity. Choose a book you have read this week and review it! Class 3 – St Mary's Catholic Primary School (lea-st-marys.lancs.sch.uk)</p>	
English (60 minutes)	
<p>In today's lesson we are going to learn how to use speech punctuation effectively.</p> <p><u>LO- I can practise and use speech punctuation.</u></p> <p>To practise speech with punctuation (thenational.academy)</p>	
Break. Make sure that you have a break in between working!	
Maths (60 minutes)	
<p>This week for your mental oral starter, I want you to go to the Daily ten website. Daily 10 - Mental Maths Challenge - Topmarks</p>	
<div>  <p>Scan this on mobiles and tablets to quickly open this web page.</p> </div> <p>Today I want you to practise multiplication tables. Choose level 3 or 4 then pick multiplication. Practise the times tables which you know you need to practise.</p>	
<p>Year 3- In this lesson you are tasked with investigating the relative sizes of Cuisenaire rods. The lesson is here-</p> <p><u>LO- I can describe unit and non-unit fractions.</u> To describe unit and non-unit fractions (thenational.academy)</p>	
<p>You might need to have this website with Cuisenaire rods in another tab- Cuisenaire Rods (mathsbot.com)</p>	
<p>Year 4- In this lesson we are going to learn about calculating non-unit fractions of quantities, this is when the numerator is more than one.</p> <p><u>LO- I can calculate non-unit fractions.</u> Calculating non-unit fractions of quantities (thenational.academy)</p>	

Break/Dinner. Make sure that you have a break in between working!

Spelling (30 minutes)

Pyramid words or spelling test. Remember to make a pyramid out of your words by just writing the first letter, then the first two letters, then the first three and so on.

PE- (60 minutes) (If you want to choose another topic lesson to complete today that is fine, look at the other green topic lessons for the week!)

Gymnastics-

LO- I can create a sequence of moves involving key shapes.

Watch this lesson clip, it should remind you of the following shapes that you have learnt in gymnastics.

<https://peplanning.org.uk/wp-content/uploads/2021/01/NEW-GYMNASTICS-DAY-1-KS2-PE-PLANNING.mp4>

These are straight, star, tuck, dish, arch, front support, back support, pike and straddle. The lesson is in three parts.

Part 1- Watch to remember what the different shapes are. Practise making and holding them for 4-6 seconds.

Part 2- Play copycats as explained on the clip. If you don't have a partner to play with you can play beat the dice. You will need a dice and some of your favourite music to listen to. Decide what shape each number will represent -EG If I roll a 1 I make a tuck shape, If I roll a 2 I make a dish shape etc. Play your music and roll your dice, make the shape and hold it for 4-6 seconds before rolling again. Can you keep going for the whole of your song?

Part 3- As detailed in the clip, create your own routine of 4 different shapes. Remember to hold them for 4-6 seconds.

Daily Wellbeing- (15 minutes)

Watch the celebration assembly on our class page. Then think what you are most proud of yourself for achieving this week. If you were to host celebration assembly who would you give your certificates to? Why not make them and present them? Remember to email me some work to taylor@lea-st-marys.lancs.sch.uk

