



St Mary's Catholic Primary school remote learning planner Class 1
Week beginning 25th January 2021 if you have any queries regarding your child's learning please email your child's teachers

Williams@lea-st-marys.lancs.sch.uk (Monday-Wednesday)

Jennings@lea-st-marys.lancs.sch.uk (Thursday-Friday)

Hi everyone,

We can't wait to see all your amazing work, make sure you keep working hard and remember to share **one** piece fantastic learning **each** day via the **Seesaw APP**.

Stay safe,

Mrs Jennings and Mrs Williams


For e-safety advice please visit this page on our school website-[Home Learning Links – St Mary's Catholic Primary School \(lea-st-marys.lancs.sch.uk\)](https://www.lea-st-marys.lancs.sch.uk)

Phonics play is now free again and there are lots of good games for you to play.

Choose games from phases 2 and 3.

Login: jan21

Password: home



So, here we all are again.

Thank you all (teachers and parents alike) for the extraordinary efforts you are going to and for the sacrifices you are making. Apologies for the delay in updating the site in the light of the new school closure announcements. We were inevitably, like everyone else, running around like headless chickens trying to sort out the practicalities of home learning for our own kids. We had reflected hard yesterday on what options we could offer that would be most useful for all of us who are in this mess together. However, a morning of sorting out devices, apps, lost passwords, sound settings and a particularly annoying printer jam for our own kids, really helped to focus our minds. In complicated times, simple solutions are often the right ones. And so... the site will once again become free for a period of time whilst the majority of UK primary schools are closed.

You may log in with the following details:

username: jan21

password: home

The username: march20 with the password: home will also work as we know that this will still be on lots of existing home learning documents and web pages that remain from the previous lockdown.

Our wonderful existing subscribers won't be disadvantaged as they will have their subscription extended to compensate.

Thank you for the countless lovely messages from the previous lockdown telling us about the fun you were still managing to have with phonics. The days are darker now but we all know so much more about what does and doesn't work for our situations. Hang on in there. You've got this.

Stay well.

It is important that you maintain as much normality as possible during this period, so the children see that they are working a full school day. Keep bedtime and wake up times the same. Dress ready for learning and follow the full timetable for the day (as much as possible).

The following order of your day is a suggestion. This routine will help to maintain learning stamina for when we return to school as it mirrors the school day. Just try your best. If you do not manage to do all this work today, please don't worry!

Monday 25th January

Reading time (30 minutes)

Access an online reading book using your **Epic reading account** or **Oxford owl**.
You can also use this time to read one of your favourite books from home.

<https://www.oxfordowl.co.uk/for-home/find-a-book/library-page/>

Epic Reading password vdd4425

Literacy Activity (30 minutes)

(Followed by some child-initiated play of your choice.)

➤ **Share the story** of Noah's Ark by clicking on the link below

<https://www.youtube.com/watch?v=2JZHXkI9BB4>

➤ **Talk about the story.** What does God ask Noah to do? What are the different animals in the story? What is your favourite part of the story? Why?




Breaktime-Fresh air and a healthy snack

Phonics & handwriting (30 minutes)

Review the phase 3 sounds we learnt last week: **igh, oa, oo**

- **Say** the sounds
- Practise **reading and writing** words with these sounds in.
- **Read** by sounding out and blending the sounds
- **Practise** tricky words (wizard words on class page) from phases 2 and 3



➤ <http://www.letters-and-sounds.com/resources/p3tricky.pdf>

Y1 children please practise reading and spelling these words every day:

are were was is his has I you

Handwriting

Practise forming letters **cursively**.

This week we would like you to practise writing **e and s** and spend some time practising the letters we have worked on so far.

Refer to the class page for the video, showing you how to form the letters correctly.

Numeracy Activity (30 minutes)

(Followed by some child-initiated play of your choice.)

This week we are going to be focusing on **shape and pattern**. There are five lessons you can follow, each with a video clip and follow-on tasks.

Reception

Follow the link below:

<https://classroom.thenational.academy/units/shape-and-pattern-dba1>

Lesson 1: Sorting 2D shapes

In this lesson, we will introduce the names and properties of some simple 2D shapes. We will use those properties to sort the shapes. During your daily exercise go on a 2D shape walk and spot shapes in the environment. Which 2D shapes can you spot inside your home?

Year 1

Follow the link below:

<https://classroom.thenational.academy/units/shape-and-patterns-8ccf>

Lesson 1: To recognise, name and describe 3D shapes

In this lesson you will learn the vocabulary of the properties of shapes and use that language to describe 3D shapes.

Lunchtime and time for some exercise.

Afternoon Lesson: **Wider Curriculum Subject Lesson (30 minutes)**

(If you want to choose another topic lesson to complete today that is fine, look at the other green topic lessons for the week!)

Music

Today's music lesson is all about trying to keep a steady beat.

- Tap your head
- Clap your hand
- March

Along to the music, can you find of any other ways to keep a steady beat? Watch the video and try to join in at home:

<https://youtu.be/Pjw2A3QU8Qg>



Story time (15 minutes)

Share one of your favourite books with a family member.

➤Can you find and read the blurb before listening to the story?

Daily Wellbeing (15 minutes)

Connect with others

You can make the most of the Internet and phone and keep in touch with each other via Zoom or FaceTime. And don't forget the joy of sending and receiving a handwritten letter.

Write a list of the people to make contact with every day/every few days.

- Ask them how they are
- Share what you have been learning
- Write them letters, or a poem
- Draw them pictures
- Send them photos

Tuesday 26th January

Reading time (30 minutes)

Access an online reading book using your **Epic reading account** or **Oxford owl**. You can also use this time to read one of your favourite books from home.

<https://www.oxfordowl.co.uk/for-home/find-a-book/library-page/>

Epic Reading password vdd4425

Literacy Activity (30 minutes)

(Followed by some child-initiated play of your choice.)

➤ Watch the story of Noah's Ark by clicking on the link below

<https://www.youtube.com/watch?v=2JZHXki9BB4>

Once you have reminded yourself of the story, have a think. What was your favourite part?


➤ Draw a picture

➤ Write a simple sentence to describe it for example...



The rainbow at the end.

➤ Remember the steps to success when writing your sentence:



4 - Sit your letters on the lines and remember kicks and flicks.

<p>*Year 1 children try to include the word 'because' in your sentence.</p>	
<p align="center">Breaktime-Fresh air and a healthy snack</p>	
<p>Phonics & handwriting (30 minutes)</p>	
<p>Review the phase 3 sounds we learnt last week: igh, oa, oo</p> <ul style="list-style-type: none"> • Say the sounds • Practise reading and writing words with these sounds in. • Read by sounding out and blending the sounds • Practise tricky words (wizard words on class page) from phases 2 and 3 <p>➤ http://www.letters-and-sounds.com/resources/p3tricky.pdf</p> <p>Y1 children please practise reading and spelling these words every day: are were was is his has I you</p> <p>Handwriting Practise forming letters cursively. This week we would like you to practise writing e and s and spend some time practising the letters we have worked on so far. Refer to the class page for the video, showing you how to form the letters correctly.</p>	
<p>Numeracy Activity (30 minutes) (Followed by some child-initiated play of your choice.)</p>	
<p>Reception This week we are going to be focusing on shape and pattern. There are five lessons you can follow, each with a video clip and follow-on tasks. Follow the link below: https://classroom.thenational.academy/units/shape-and-pattern-dba1</p> <p>Lesson 2: Creating patterns with shapes In this lesson, we will be making and spotting different repeating patterns. Draw or use natural resources or your toys to create your own repeating patterns.</p> <p>Year 1 Follow the link below: https://classroom.thenational.academy/units/shape-and-patterns-8ccf</p> <p>Lesson 2: To describe and classify 3D shapes In this lesson you will continue to learn how to describe the properties of shapes and how to sort them (classify them) into groups based on their properties.</p>	
<p align="center">Lunchtime and time for some exercise.</p>	
<p>Afternoon Lesson: Wider Curriculum Subject Lesson (30 minutes) (If you want to choose another topic lesson to complete today that is fine, look at the other green topic lessons for the week!)</p>	
<p>RE This half term in RE we are learning about 'Our Wonderful World'. Think about the wonderful creatures in Noah's Ark.</p>	

<p>➤ Draw a picture of some of your favourite animals going two by two onto Noah's ark</p> <p>➤ Year 1 children label your picture.</p>	
Story time (15 minutes)	
<p>Share one of your favourite books with a family member.</p> <p>➤ Can you find the name of the author before listening to the story?</p>	
Daily Wellbeing (15 minutes)	
<p>Play a board game</p> <p>Now is the perfect time to learn a new board game or to get better at one you already play, like chess. You can do this at home or there are apps and online games that you can play with friends and family.</p>	

Wednesday 27^h January	
Reading time (30 minutes)	
<p>Access an online reading book using your Epic reading account or Oxford owl. You can also use this time to read one of your favourite books from home.</p> <p>https://www.oxfordowl.co.uk/for-home/find-a-book/library-page/</p> <p>Epic Reading password vdd4425</p>	
Literacy Activity (30 minutes) (Followed by some child-initiated play of your choice.)	
<p>Today you are going to sequence the story of Noah's Ark, print the template (available on the class page) or draw the pictures yourself.</p> <p>➤ Colour or draw the pictures.</p> <p>➤ Cut them out.</p> <p>➤ Put them in the correct order.</p> <p>➤ Retell the story.</p>	

Noah's Ark

Color in the pictures and
sequence the story in the
correct order



Noah built an ark



Animals came in
two by two



The rain began to
fall



The waves were
very high



They drifted on
the sea



Noah sent a dove
from the ark



Name:

Breaktime-Fresh air and a healthy snack


Phonics & handwriting (30 minutes)

Please practise the 'ar' sound. Refer to the class page for the video of Miss Harrison.

Watch this clip:

https://www.youtube.com/watch?v=qJ_UHR3-pDg

- Practise **saying** the sound with actions.
- **Read** some words with the 'ar' sound in (alongside Miss Harrison)
- **Write** words with 'ar' in your best cursive handwriting.



- Practise tricky words (wizard words on class page) from phases 2 and 3

➤ <http://www.letters-and-sounds.com/resources/p3tricky.pdf>

Y1 children please practise reading and spelling these words every day:

are were was is his has I you

Handwriting

Practise forming letters **cursively**.

This week we would like you to practise writing **e and s** and spend some time practising the letters we have worked on so far.

Refer to the class page for the video, showing you how to form the letters correctly.

Numeracy Activity (30 minutes)

(Followed by some child-initiated play of your choice.)

Reception

This week we are going to be focusing on shape and pattern. There are five lessons you can follow, each with a video clip and follow-on tasks.

Follow the link below:

<https://classroom.thenational.academy/units/shape-and-pattern-dba1>

Lesson 3: Finding 3D shapes in the environment

In this lesson, we will learn the names of simple 3D shapes. Can you find any out and about or in your home?

Year 1

Follow the link below:

<https://classroom.thenational.academy/units/shape-and-patterns-8ccf>

Lesson 3: To identify 2D shapes

In this lesson you will identify and name 2-D shapes, recognise shapes in different orientations and identify key properties of 2D shapes.

Lunchtime and time for some exercise.

Afternoon Lesson: **'Well-being Wednesday'** **Screen Free Time**

Mindfulness

Try explaining mindfulness to children like this. Say it's like looking out of the window in the morning to see what the weather's doing, and to help you know what you need that day. If it's raining outside, you know you need an umbrella. If you're feeling stormy inside, you can ask yourself what you need - maybe that's to be on your own for a bit or to ask for a hug or to do some exercise.

If you all need some quiet time, try these calming activities.

You can also reset and be in the moment by observing nature. You can enjoy listening to the singing of blackbirds and starlings, see magnolia trees in full bloom and even winter bumblebees. So, look up or out of the window and take notice of all the beautiful and wonderful things everywhere.

Trees

Learn about **British trees** - can you learn about a new one today?

Spot a tree you like and identify it using **this Woodland Trust tree identification guide**.

Or click this link for a great **resource for Nature Detectives!**

Birds

Now's the time to become a bird detective. Get to know the ones where you live.

It's easy to make a bird feeder to hang outside your window. Then, watch, listen & identify!

The Sky


Take some time each day to watch the sky in the day and at night.

The Clouds

When you look at the sky in the day, watch the clouds. Can you spot different patterns? Draw a picture of the clouds or imagine that you can see pictures in the different shapes.

Story time (15 minutes)

Share one of your favourite books with a family member.	
➤ Can you name the different character(s)? Discuss how they feel at different parts in the story?	

Thursday 28th January	
Reading time (30 minutes)	
Access an online reading book using your Epic reading account or Oxford owl . You can also use this time to read one of your favourite books from home. https://www.oxfordowl.co.uk/for-home/find-a-book/library-page/ Epic Reading password vdd4425	
Literacy Activity (30 minutes) (Followed by some child-initiated play of your choice.)	
Watch the video to find out about canal boats. https://www.bbc.co.uk/iplayer/episode/m000fzqy/lets-go-for-a-walk-series-1-13-canal-boats-and-bubbles-walk ➤ Talk about it, what did you find interesting? ➤ Record it, make a list of all the things we see along the canal (pictures or words) ➤ Remember bullet points • 	
Breaktime-Fresh air and a healthy snack	
Phonics & handwriting (30 minutes)	
Please practise the 'or' sound. Refer to the class page for the video of Miss Harrison. Watch this clip: https://www.youtube.com/watch?v=W57mT4x488A ➤ Practise saying the sound with actions. ➤ Read some words with the 'or' sound in (alongside Miss Harrison) ➤ Write words with 'or' in your best cursive handwriting.	

<div data-bbox="204 226 671 573" data-label="Image"> </div> <ul style="list-style-type: none"> • Practise tricky words (wizard words on class page) from phases 2 and 3 <p>➤ http://www.letters-and-sounds.com/resources/p3tricky.pdf</p> <p>Y1 children please practise reading and spelling these words every day:</p> <p>are were was is his has I you</p> <p>Handwriting</p> <p>Practise forming letters cursively.</p> <p>This week we would like you to practise writing e and s and spend some time practising the letters we have worked on so far.</p> <p>Refer to the class page for the video, showing you how to form the letters correctly.</p>	
<p>Numeracy Activity (30 minutes) (Followed by some child-initiated play of your choice.)</p>	
<p>Reception</p> <p>This week we are going to be focusing on shape and pattern. There are five lessons you can follow, each with a video clip and follow-on tasks.</p> <p>Follow the link below:</p> <p>https://classroom.thenational.academy/units/shape-and-pattern-dba1</p> <p>Lesson 4: Describing 3D shapes</p> <p>In this lesson, we will look closely at the properties of 3D shapes and talk about them, using new language to describe them.</p> <p>Year 1</p> <p>Follow the link below:</p> <p>https://classroom.thenational.academy/units/shape-and-patterns-8ccf</p> <p>Lesson 4: To describe and classify 2D shapes</p> <p>In this lesson you will describe 2-D shapes using mathematical vocabulary and then classify them into two groups.</p>	
<p>Lunchtime and time for some exercise.</p>	
<p>Afternoon Lesson: Wider Curriculum Subject Lesson (30 minutes) (If you want to choose another topic lesson to complete today that is fine, look at the other green topic lessons for the week!)</p>	

PE

This afternoon we are going to do some Yoga. Follow the link to join in:

<https://www.youtube.com/watch?v=nmPI3QC95r0>

Mermaids & Pirates: Yoga Club (Week 1) | Cosmic Kids

In our first Yoga Club we are diving deep into the ocean to play pirates and make magic with mermaids. Along the way we'll be building our courage and looking at how we can best deal with the emotion of fear.

Story time (15 minutes)

Share one of your favourite books with a family member.

➤ Choose a book with beautiful pictures, look closely at the details included by the illustrator.

Daily Wellbeing (15 minutes)**Travel the World**

Armchair travel is perfect for January - we can find out about people in other countries without leaving the house.

Choose a new country to visit (virtually). Learn the things that are special about the new places you go to....

- What animals live there?
- What is special about the place and its people?
- What do they eat?
- Which continent is it?
- Identify its location on a map
- What is its climate like?
- Look at and draw the flag
- What other interesting facts did you learn?

Look in an atlas, online, or start with these clips from Where in the World? On CBeebies:

My World Kitchen teaches children about food from different parts of the world.

You can also visit different museums around the world online.

Friday 29th January**Reading time (30 minutes)**

Access an online reading book using your **Epic reading account** or **Oxford owl**.

You can also use this time to read one of your favourite books from home.

<https://www.oxfordowl.co.uk/for-home/find-a-book/library-page/>

Epic Reading password vdd4425

Literacy Activity (30 minutes)

(Followed by some child-initiated play of your choice.)

This week we have read the story of **Noah's Ark** and learnt about **canal boats**.

What other boats can you discover?



➤ Choose a different type of boat:

<https://www.youtube.com/watch?v=fI5FrtGmx8k>

➤ Draw a picture.

➤ Write an interesting fact.

➤ Remember the steps to success when writing your sentence:



Year 1 children try to write 3 sentences.

Breaktime-Fresh air and a healthy snack

Phonics & handwriting (30 minutes)

Please practise the 'ur' sound. Refer to the class page for the video of Miss Harrison.

- Practise **saying** the sound with actions.
- **Read** some words with the 'ur' sound in (alongside Miss Harrison)
- **Write** words with 'ur' in your best cursive handwriting.

- Practise tricky words (wizard words on class page) from phases 2 and 3

➤ <http://www.letters-and-sounds.com/resources/p3tricky.pdf>

Y1 children please practise reading and spelling these words every day:


are were was is his has I you

Handwriting

Practise forming letters **cursively**.

This week we would like you to practise writing **e and s** and spend some time practising the letters we have worked on so far.

Refer to the class page for the video, showing you how to form the letters correctly.

Numeracy Activity (30 minutes) (Followed by some child-initiated play of your choice.)	
Reception This week we are going to be focusing on shape and pattern. There are five lessons you can follow, each with a video clip and follow-on tasks. Follow the link below: https://classroom.thenational.academy/units/shape-and-pattern-dba1 Lesson 5: Revision and practise In this lesson, we will practise some of the concepts of shape and pattern.	
Year 1 Follow the link below: https://classroom.thenational.academy/units/shape-and-patterns-8ccf Lesson 5: To recognise and create repeating patterns In this lesson you will explore and create shape and colour patterns. You will then be able to describe and continue patterns using 2-D shapes.	
Lunchtime and time for some exercise.	
Afternoon Lesson: Wider Curriculum Subject Lesson (30 minutes) (If you want to choose another topic lesson to complete today that is fine, look at the other green topic lessons for the week!)	
DT Make your own origami boat (follow the instructions on the class page)	
 <p>➤ Will it float? Test it out!</p> <p>➤ Remember to decorate it.</p>	
Story time (15 minutes)	
Share one of your favourite books with a family member.	
➤ Choose a book that you know really well. Use the pictures to help you retell the story to your audience.	
Daily Wellbeing (15 minutes)	
Silent snipping: make a 'calm collage'	
What you'll need: old magazines, scissors, paper, glue	
What to do: use old magazines and snip your favourite pictures. Then can glue them to a sheet of paper to make a creative collage.	