



**St Mary's Catholic Primary school remote learning planner Class 4**  
**Week beginning 8th February 2021 if you have any queries regarding your child's learning please email your child's teacher [crosby@lea-st-marys.lancs.sch.uk](mailto:crosby@lea-st-marys.lancs.sch.uk)**

Hi everyone,

I hope you are all keeping well, please watch my clip to accompany this work. In the video, I will go through the activities detailed below. Once again, all I am asking is that you try your best to complete as much of the learning as you can. Once you have, try and send me some work each day.

This week, our English work is going to be based on 'Deadly Creatures' and in Maths we are continuing our learning on fractions! The fractions learning will get trickier as the lessons go on so do not worry, listen carefully to the teaching video and I always find drawing the fractions out helps me. Remember, the questions get trickier as you work through the activity so the last few questions are supposed to be challenging so don't worry if they are! In the afternoon, as it is the last week of the half term, we are going to be completing our last lesson of our RE, Geography and Science units.

Remember, all topic work is in green, this is so you can still pick and mix the order that you do these lessons. For example, it is fine to swap and do Science on a Monday instead of RE! Be an EAT learner! Also, Wednesdays are having Wellbeing Wednesdays. This is a special day when I set you a wellbeing activity in the afternoon which requires no screen time. Please do not feel that you have to do everything, I have put a tick box next to each activity so you can keep track of what you have completed.

I can't wait to see all your amazing work, make sure you keep in touch my email is [crosby@lea-st-marys.lancs.sch.uk](mailto:crosby@lea-st-marys.lancs.sch.uk)

Stay safe  
Miss Crosby

**For e-safety advice please visit this page on our school website -[Home Learning Links – St Mary's Catholic Primary School \(lea-st-marys.lancs.sch.uk\)](https://www.lea-st-marys.lancs.sch.uk)**

## **Year 5 Spellings – Statutory Words**

Accommodate

Accompany

According

Achieve

Aggressive

Amateur

Ancient

Apparent

Appreciate

Attached

## **Year 6 Spellings – Statutory Words**

Suggest

Symbol

System

Temperature

Thorough

Twelfth

Variety

Vegetable

Vehicle

Yacht

The following order of work is a suggestion, just try your best to complete as many as you can. If you do not manage to do all this work today, please don't worry! Send your brilliant work to [crosby@lea-st-marys.lancs.sch.uk](mailto:crosby@lea-st-marys.lancs.sch.uk)

## Monday 8<sup>th</sup> February

### Reading (30 minutes)

- Daily reading for at least 20 minutes. If you don't have books at home to read, go onto Oxford Owl and read an e book off the site. Click on 'e book library' and choose a book read from the age range 9-11.  
<https://www.oxfordowl.co.uk/login?active-tab=students>

Log in as a pupil using this log in: Username= c4stmarys Password= MissCrosby

- Complete the reading comprehension which is on our class page.

### English (60 Minutes)


This week our Literacy is going to be focussed on deadly creatures.

#### Today's learning - LO – To create a fact file about a deadly animal

Read the extract from 'Deadly Factbook: Mammals' by Steve Backshall using the PDF on our class page.

Choose 2 animals from what you have read and write three sentences to describe each animal. Try to include some of the descriptive words used in the text, such as 'sublime sense of smell' (used to describe the polar bear).

**Activity** - Choose your favourite animal that you have read about today and create a fact file about it. Remember to include sub-headings, rhetorical questions, expanded noun phrases to describe your animal and a variety of sentence openers to engage the reader. Add colour and pictures of your animal to make your fact file more exciting!



### Break. Make sure that you have a break in between working!

### Maths (60 Minutes)

This week for your mental oral starter, I want you to go to the Daily ten website.

<https://www.topmarks.co.uk/maths-games/daily10>

I want you to start this week by choosing level 5 or 6 and practise addition of 5-digit numbers.

#### Y5 LO – To compare and order fractions less than 1 (part 2)

Today's Video (watch BEFORE completing the activity):

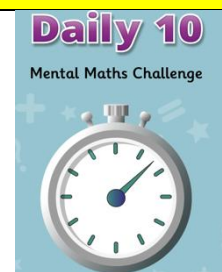
<https://vimeo.com/500381597>

#### Y6 LO – To come and order fractions greater than 1 (part 1)

Today's Video (watch BEFORE completing the activity):

<https://vimeo.com/500382050>

Please find the activity under 'Y5 Maths QUESTIONS' or 'Y6 Maths Questions'. I have also posted the answers for you to check after you have finished.



### Break/ Dinner Make sure that you have a break in between working!

### Spelling (30 minutes)

**Say, cover, write, check.** For all the words on our list. Do not rush them and do not forget your handwriting. Try to be an EAT learner by thinking which ones you are finding trickier. Concentrate more upon those words.

**RE- (60 minutes) (If you want to choose another topic lesson to complete today that is fine, look at the other green topic lessons for the week!)**

#### LO – To explore the Beatitudes and their importance

Explore the Beatitudes PowerPoint reflection Matthew 5:1-17. The Beatitudes mostly start with 'You are blessed when...' and they are a guide from Jesus about how to live life.

**Think** – Can you give examples of real people who exemplify one or more of the Beatitudes. What makes these people special?

Great athletes and famous pop stars are rewarded with money. How do you think those who live the Beatitudes rewarded in their lifetimes here on earth?

**Activity –**

**Hot** = I would like you to choose 5 of the Beatitudes. Write a statement for each of your chosen Beatitude where you have shown this Beatitude through an action.

Eg. I have an open and generous heart when I welcome new people into my group of friends and don't leave them out.

I have looked after my friends and neighbours and tried to cheer them up when they are sad and lonely.

Then describe the Beatitude that you find the most challenging and explain why.

**Hotter** = Using the Beatitudes that you have explored, I would like you to write 5 of your own modern day Beatitudes, based on the key elements of Catholic Social Teaching. Explain why each of your Beatitudes is important in modern day life.

Eg. You will be blessed when you fight for the rights of workers. God will be beside you.

You will be blessed when you support those who are homeless and struggling. God will be with you.

**Daily Wellbeing- (15 minutes)**

It cheers us all up when we get a compliment? Get some slips of paper and write something nice about a family member and then give it to them. Could you make similar 'compliment slips' for everyone in your family?

Remember to email me some work to [crosby@lea-st-marys.lancs.sch.uk](mailto:crosby@lea-st-marys.lancs.sch.uk)

The following order of work is a suggestion, just try your best to complete as many as you can. If you do not manage to do all this work today, please don't worry! Send your brilliant work to [crosby@lea-st-marys.lancs.sch.uk](mailto:crosby@lea-st-marys.lancs.sch.uk)

## Tuesday 9<sup>th</sup> February

### Reading (30 minutes)

- Daily reading for at least 20 minutes. If you don't have books at home to read, go onto Oxford Owl and read an e book off the site. Click on 'e book library' and choose a book read from the age range 9-11.  
<https://www.oxfordowl.co.uk/login?active-tab=students>

Log in as a pupil using this log in: Username= c4stmarys Password= MissCrosby

- Complete the reading comprehension which is on our class page.

### English (60 Minutes)

This week our Literacy is going to be focussed on deadly animals!

#### **Today's learning - LO – To research and create a quiz about a deadly animal**

Read and watch about these deadly animals. For each animal, jot down any words or phrases that grab your attention as you go:

##### The King Cobra:

Watch:

<https://www.youtube.com/watch?v=SCNjiXnYBVI>

Read:

<https://www.dkfindout.com/uk/animals-and-nature/reptiles/cobras/>



##### The Blue-ringed Octopus:

Watch:

<https://www.youtube.com/watch?v=om9iq4mo9fI>

Read:

<https://www.dkfindout.com/uk/animals-and-nature/squid-snails-and-shellfish/blue-ringed-octopus/>



**Activity-** Based on what you have learnt, create a quiz for a family member, adult or send it to me to answer!

An example of a quiz based on deadly animals can be found here:

<https://www.bbc.co.uk/cbbc/quizzes/deadly-60-felines-and-fangs-quiz>

Remember to make your quiz exciting and use hard question to challenge the person completing the quiz.

### Break. Make sure that you have a break in between working!

### Maths (60 Minutes)

This week for your mental oral starter, I want you to go to the Daily ten website.

<https://www.topmarks.co.uk/maths-games/daily10>

I want you to start this week by choosing level 5 or 6 and practise addition of 5-digit numbers.

#### **Y5 LO – To come and order fractions greater than 1 (part 1)**

Today's Video (watch BEFORE completing the activity):

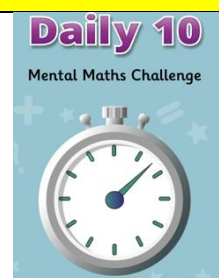
<https://vimeo.com/500382050>

#### **Y6 LO – To come and order fractions greater than 1 (part 2)**

Today's Video (watch BEFORE completing the activity):

<https://vimeo.com/503130281>

Please find the activity under 'Y5 Maths QUESTIONS' or 'Y6 Maths Questions'. I have also posted the answers for you to check after you have finished.



### Break/ Dinner Make sure that you have a break in between working!

### Spelling (30 minutes)

**Make a glossary of the words.** It is important that you know exactly what the words mean so that you can use them in your writing. Use this website <https://www.wordhippo.com> select -meaning of- from the drop-down menu and create a glossary for each of your words.

**History- (60 minutes)** (If you want to choose another topic lesson to complete today that is fine, look at the other green topic lessons for the week!)

**LO – To research write an information poster/leaflet about Sutton Hoo**

Today, I would like you to find out about Sutton Hoo, which is home to two Anglo-Saxon burial sites from the 6<sup>th</sup> and 7<sup>th</sup> centuries.


Excavation of this site revealed a horde of Anglo-Saxon treasure and another huge surprise!

Use the websites below and your own research to find out all about Sutton Hoo. Split your research into sub-headings as you go.

Eg. Where is Sutton Hoo?

When was the site excavated and who by?

What was found at the site of Sutton Hoo?



Watch this video about the findings at Sutton Hoo - <https://www.bbc.co.uk/programmes/p0113xxh>

Information about Sutton Hoo:

- [https://kids.kiddle.co/Sutton\\_Hoo](https://kids.kiddle.co/Sutton_Hoo)

- [http://www.earlybritishkingdoms.com/kids/sutton\\_hoo\\_index.html](http://www.earlybritishkingdoms.com/kids/sutton_hoo_index.html)

- <https://kids.britannica.com/kids/article/Sutton-Hoo/476326>

**Activity –**

**Hot** = Using the information that you have found out about Sutton Hoo and hopefully, split into sub-headings, I would like you to create an information poster all about Sutton Hoo.

Remember to include your sub-headings, a range of sentence starters for your facts, cohesive devices at the start of your paragraphs to organise your writing and illustrations/images to make your poster engaging. Think about how you can set it out differently to make it unique!

**Hotter** = Using the information that you have found out about Sutton Hoo and hopefully, split into sub-headings, I would like you to create a leaflet to a tourist all about Sutton Hoo. To make your leaflet, get a piece of paper and fold it in half or into 3. Think about which sub-heading information is the most important and should be on the first page and which should go on the last page.

Remember to include your sub-headings, a range of sentence starters for your facts, cohesive devices at the start of your paragraphs to organise your writing and illustrations/images to make your poster engaging.

**Daily Wellbeing- (15 minutes)**

Go on a lovely walk/bike ride as fresh air is so good for us! Can you collect some special items as a memory of your walk? You could try and collect an item for each colour of the rainbow!

Remember to email me some work to [crosby@lea-st-marys.lancs.sch.uk](mailto:crosby@lea-st-marys.lancs.sch.uk)

The following order of work is a suggestion, just try your best to complete as many as you can. If you do not manage to do all this work today, please don't worry! Send your brilliant work to [crosby@lea-st-marys.lancs.sch.uk](mailto:crosby@lea-st-marys.lancs.sch.uk)

## Wednesday 10<sup>th</sup> February

### Reading (30 minutes)

- Daily reading for at least 20 minutes. If you don't have books at home to read, go onto Oxford Owl and read an e book off the site. Click on 'e book library' and choose a book read from the age range 9-11.  
<https://www.oxfordowl.co.uk/login?active-tab=students>

Log in as a pupil using this log in: Username= c4stmarys Password= MissCrosby

- Complete the reading comprehension which is on our class page.


### English (60 Minutes)

This week our Literacy is going to be focussed on deadly creatures!



#### **Today's learning - LO – To create a voice over narrative for an animal scene**

Read the two extracts about snakes using the PDFs on the class page  
Make a note of any key words or phrases  
Used as you read 'Predators' By Steve Backshall and '100 Most Feared Creatures' by Anna Claybourne.



Now watch 'Iguana vs Snakes' scene taken from Planet Earth II:

<https://www.youtube.com/watch?v=Rv9hn4IGofM>

**Activity-** Imagine you are new 'David Attenborough' or 'Steve Backshall' and have been asked to narrate this scene (be the voice over for the scene).  
Write the narrative you would say to accompany this scene. Try to include lots of facts about snakes using the key words and phrases you have jotted down as well as using a range of sentence openers. You may wish to read aloud your voice over to a family member and, if possible, record it and email it across to me!

**Break. Make sure that you have a break in between working!**

### Maths (60 Minutes)

This week for your mental oral starter, I want you to go to the Daily ten website.

<https://www.topmarks.co.uk/maths-games/daily10>

I want you to start this week by choosing level 5 or 6 and practise addition of 5-digit numbers.

#### **Y5 LO – To come and order fractions greater than 1 (part 2)**

Today's Video (watch BEFORE completing the activity):

<https://vimeo.com/503130281>

#### **Y6 LO – To compare and order fractions with the same numerator**

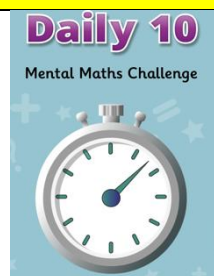
Today's Video (watch BEFORE completing the activity):

<https://vimeo.com/470094736>

Please find the activity under 'Y5 Maths QUESTIONS' or 'Y6 Maths Questions'. I have also posted the answers for you to check after you have finished.

**Break/ Dinner Make sure that you have a break in between working!**

### Spelling (30 minutes)





**Use each word in a complex sentence.** Now you know the meaning of all your words, use them in a complex sentence. Write a complex sentence for each word. Can you start each sentence differently and use a range of sentence starters?

### Well-being Wednesdays (The following activity should be screen free)

Choose from one of the following (or do as many as you would like!) -

**1-** Make something, it could be some biscuits, cakes or a tray bake (With and adult to help) or something crafty with paper and colours. Get creative and make something great!

**2-** Complete 4 random acts of kindness. You must not be caught in completing your kind acts! What could you do for others? (E.g. Tidy your bedroom, set the table, help your younger siblings with their home learning) If anyone asks, it wasn't you – the idea is it stays a secret!

**3-** You will have seen Joe Wicks work outs, try and create your own 15- minute workout. What items around your house could you use in your own pretend fitness clip?



**4 –** Write a letter to a friend, telling them about things that have been going well for you recently. Could you include some photos or draw a picture for them? If you leave near them, you could post it through their letter box for them.

**5 –** Complete a Draw with Rob of your choice. I know lots of us have loved these and they are great for our well-being! <http://www.robbiddulph.com/draw-with-rob>





The following order of work is a suggestion, just try your best to complete as many as you can. If you do not manage to do all this work today, please don't worry! Send your brilliant work to [crosby@lea-st-marys.lancs.sch.uk](mailto:crosby@lea-st-marys.lancs.sch.uk)

| Thursday 11 <sup>th</sup> February   |   |
|--|---|
| Reading (30 minutes)   |   |
| <ul style="list-style-type: none"> <li>Daily reading for at least 20 minutes. If you don't have books at home to read, go onto Oxford Owl and read an e book off the site. Click on 'e book library' and choose a book read from the age range 9-11. <a href="https://www.oxfordowl.co.uk/login?active-tab=students">https://www.oxfordowl.co.uk/login?active-tab=students</a></li> </ul> <p>Log in as a pupil using this log in: Username= c4stmarys Password= MissCrosby</p> <ul style="list-style-type: none"> <li>Complete the reading comprehension which is on our class page.</li> </ul>  |   |
| English (60 Minutes)   |   |
| <p>This week our Literacy is going to be focussed on deadly creatures!</p> <p><b>Today's learning - LO – To design a deadly creature</b></p> <p><b>Activity-</b> Based on all you have read so far this week, design your own deadly creature.<br/>This could be a hybrid of your favourite deadly creatures such as a cobra snake and a tiger combined or a completely new creature.</p> <ol style="list-style-type: none"> <li>1. Give a name for your deadly creature and draw a picture of it –labelling the key 'deadly' features around the image.</li> <li>2. Write a few sentences to describe your creature explaining why it is so deadly.</li> </ol> <p>Remember to use a range of sentence structures with expanded noun phrases to describe it.</p>   |   |
| Break. Make sure that you have a break in between working!   |   |
| Maths (60 Minutes)   |   |
| <p>This week for your mental oral starter, I want you to go to the Daily ten website. <a href="https://www.topmarks.co.uk/maths-games/daily10">https://www.topmarks.co.uk/maths-games/daily10</a></p> <p>I want you to start this week by choosing level 5 or 6 and practise addition of 5-digit numbers.</p> <p><b>Y5 LO – To add and subtract fractions</b></p> <p>Today's Video (watch BEFORE completing the activity): <a href="https://vimeo.com/503132995">https://vimeo.com/503132995</a></p> <p><b>Y6 LO – To add and subtract fractions</b></p> <p>Today's Video (watch BEFORE completing the activity): <a href="https://vimeo.com/470094960">https://vimeo.com/470094960</a></p> <p>Please find the activity under 'Y5 Maths QUESTIONS' or 'Y6 Maths Questions'. I have also posted the answers for you to check after you have finished.</p> |  |
| Break/ Dinner Make sure that you have a break in between working!  |   |
| Spelling (30 minutes)  |   |
| <p><b>Make a wordsearch using your spelling words.</b> Remember to put your spelling words into the wordsearch first and then fill the empty spaces with letters. You could give your wordsearch to someone at home to solve or email me a picture of it and I will have a go at solving it!</p>   |   |
| Science- (60 minutes) (If you want to choose another topic lesson to complete today that is fine, look at the other green topic lessons for the week!)   |   |

LO – To explore how we see light

<https://classroom.thenational.academy/lessons/how-do-we-see-light-cn3ac>

In this lesson, we will learn the steps that take place when we see an object. We will draw diagrams to show how we see; we will learn the different parts and functions of the human eye; and we will learn why people wear glasses and sunglasses. In this lesson you will need a piece of paper, a pencil and a ruler.



**Daily Wellbeing- (15 minutes)**

Play a game with a member of your household. This might be a favourite card / board game or a new game that you have never played before.

Remember to email me some work to [crosby@lea-st-marys.lancs.sch.uk](mailto:crosby@lea-st-marys.lancs.sch.uk)

The following order of work is a suggestion, just try your best to complete as many as you can. If you do not manage to do all this work today, please don't worry! Send your brilliant work to [crosby@lea-st-marys.lancs.sch.uk](mailto:crosby@lea-st-marys.lancs.sch.uk)

## Friday 12<sup>th</sup> February

### Reading (30 minutes)

- Daily reading for at least 20 minutes. If you don't have books at home to read, go onto Oxford Owl and read an e book off the site. Click on 'e book library' and choose a book read from the age range 9-11.  
<https://www.oxfordowl.co.uk/login?active-tab=students>

Log in as a pupil using this log in: Username= c4stmarys Password= MissCrosby

- Complete the 'Book Review' activity on our class page. Write the review based on the book you have been reading this week.

### English (60 Minutes)

This week our Literacy is going to be focussed on deadly creatures.

Today's learning - LO – To create a fact file about my deadly animal

Today, I would like you to create a fact file page about the deadly creature you designed yesterday.

Using the PDF on the class page, examples (on pages 5 and 6) to help you with your layout, read 'Lesser Spotted Animals' by Martin Brown.

#### Activity-

Create a fact file page about the deadly creature you designed yesterday.

Think about ensuring you have answered key questions for your reader such as;


Where does it live?

What makes it deadly?

What does it eat?

Where and how does it hunt?

Remember to include facts about your creature, expanded noun phrases to describe your creature, sub-headings to organise your fact file, a range of sentences starters and structures, a labelled diagram of your creature and add colour and illustrations to engage the reader. Please then email me a picture of your fact file!



**Break. Make sure that you have a break in between working!**

### Maths (60 Minutes)

For our Friday's maths, I have uploaded a mental arithmetic - one for Year 5 and one for Year 6. You will find these on our class page, under 'maths' for this week's learning.

Please complete the arithmetic. You do not need to print it off - just answer the questions on a piece of paper.

Remember, use the methods that you know to answer the questions (don't just guess!).

Please mark your arithmetic using the answers on the last page (don't look at these until you are finished). I would then love for you to email me your score so I know how you are getting on!

**Break/ Dinner Make sure that you have a break in between working!**

### Spelling (30 minutes)

**Spelling Test or spiral words** If there is someone at home to help you, ask them to test you on your spellings.

Please further practice the spellings you get incorrect. If not, further practice your spellings in a spiral shape.

Remember, it is more important that you have practised!

**PE - (60 minutes)** (If you want to choose another topic lesson to complete today that is fine, look at the other green topic lessons for the week!)

LO – To practice my underarm throw

Using the links below, there is a game card and a video to show you how to play a game of battleships to practice your underarm throw safely at home! You can play by yourself, with a partner in your home or as a family. You will just need 3 soft and safe battleships per player. You could use cushions, teddies, tea towels etc. Have some fun and let me know how you get on!

Game card - <https://www.youthsporttrust.org/sites/default/files/Home%20PE%20Battleships%20.pdf>

Video Explanation - [https://youtu.be/ltZDzIEeP\\_4](https://youtu.be/ltZDzIEeP_4)

If you would like an extra challenge, have a go at this!

<https://www.youthsporttrust.org/sites/default/files/Home%20PE%20Battleships%20Level%202.pdf>

**Daily Wellbeing- (15 minutes)**

Make a 'Fab File' to collect work and pictures that you are proud of from your home learning so far. You can then add to it each week. You could then look at it whenever you might need cheering up. Remember to email me some work to [crosby@lea-st-marys.lancs.sch.uk](mailto:crosby@lea-st-marys.lancs.sch.uk)