

Parent Guide

How can I use this with my children?

These worksheets give your child a simple sentence and asks them to use adjectives and adverbs to make them more interesting and exciting. Can they add extra detail to make the sentences more fun?

How does this help my children's learning?

Being able to use adjectives and adverbs to extend and improve sentences is a great way for your child to develop their writing. These worksheets give your child a chance to practise using this skill.

Ideas for further learning:

For an added challenge, your child could try using a fronted adverbial in the sentences. This is when the adverb appears at the start of the sentence (Slowly, the mouse crept out of the hole).



Expanding Sentences

Extend these simple three-word sentences by adding adverbs, adjectives and further information to make them more interesting. The first one has been done for you.

1. An owl hooted.


An elegant, snow-white owl hooted loudly from high up in the trees.

2. A boy shouted.

3. My uncle sneezed.

4. The teacher talked.

5. A dog barked.



6. A bat swooped.

7. The sun shone.

8. The snake slithered.




9. The bird landed.

10. The child cried.



11. The rocket launched.


12. The horse trotted.



13. The clock ticked.

14. The car raced.

15. A parrot squawked.



16. The door creaked.

17. The cork popped.


18. The earth shook.




19. The moon glowed.

If you enjoyed this resource, why not try...

LKS2
Uplevelling
Sentences




Expanded
Noun Phrases



Year 3 Adverbs
Warm-Up
PowerPoint



Colour
Thesaurus
Vocabulary



If you need us, just get in touch -
contact twinklcares@twinkl.co.uk
visit [twinkl.com/parents](https://www.twinkl.com/parents)

Explore and Discover More

